






MISSIONARY CARE

at every stage

When creating a member care strategy, it's helpful to outline the different life stages of a missionary family, the unique challenges in that stage and specific ways your church can encourage them during that time. As you brainstorm support ideas, be sure to think of ways every ministry in your church, from preschool to senior adults, worship to recreation, can be a part of missionary care.

LIFECYCLE STAGE	CHALLENGES	IDEAS FOR SUPPORT
 <p>Fundraising</p>		
 <p>Departing</p>		
 <p>First 30 Days</p>		
 <p>Culture Stress</p>		
 <p>Everyday Discouragement</p>		

LIFECYCLE STAGE	CHALLENGES	IDEAS FOR SUPPORT
 <p>Home Assignment</p>		
 <p>Family Transitions (e.g. children born, kids go to college, parents ill)</p>		
 <p>Crisis</p>		
 <p>Returning to the Field After Home Assignment</p>		
 <p>Field Transitions (e.g. friends leaving the field, missionary moving to new field or role)</p>		
 <p>Returning/ Retiring</p>		